














Making Toast with Banana




  
You will need:

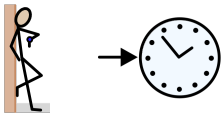
       
knife, fork, toaster, butter, bread, plate, bowl, banana


Instructions

 
Plug the toaster in.

 
Get a slice of bread.

  
Put the bread into the toaster.



Wait until



the bread



pops

up from the



toaster.



Put

the



bread

to

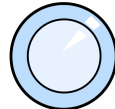


plate.



Peel the banana.



Using

a



fork

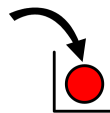


melt

the



banana



into

the



bowl.




Get

some



butter

and a



knife.



Spread

the



butter

onto

the



toast.



Spread

the



banana

onto

the



toast.



Enjoy

your



toast!