



# How to Make Toast

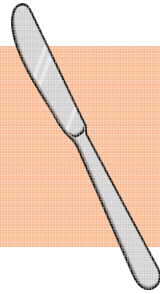
You will need:



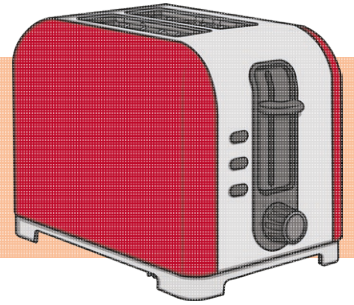
bread














butter



knife



toaster



Cut out each step and glue it underneath the correct picture.

Eat your toast!

Collect your toast  
when it pops up from  
the toaster.

Spread the butter onto  
the toast.

Get some butter  
and a knife.

Put the bread into  
the toaster.

Get two slices of bread.



visit [twinkl.com](https://www.twinkl.com)



### Answers:

1. Get two slices of bread.
2. Put the bread into the toaster.
3. Get some butter and a knife.
4. Collect your toast when it pops up from the toaster.
5. Spread the butter onto the toast.
6. Eat your toast!



visit [twinkl.com](https://www.twinkl.com)

